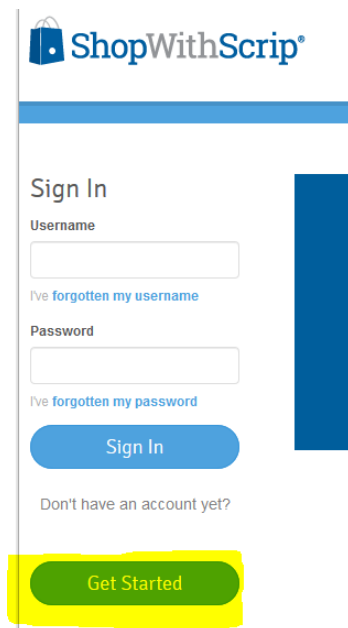


# Getting Started

Click the link below to begin the process:

<https://shop.shopwithscrip.com/login>

Click get started



ShopWithScrip®

Sign In

Username

[I've forgotten my username](#)

Password

[I've forgotten my password](#)

Sign In

[Don't have an account yet?](#)

Get Started

A page will appear asking if you want to Join a Script Program. Click that button.

## FOR FAMILIES:

Would you Like to Join Your Group's Existing Program?

Does your organization (aka: your school, church, soccer team, scout troop, etc.) already have a scrip program? If so, awesome! It will be easy to get you paired up with your organization. All you need to do is ask your organization's scrip coordinator for the enrollment code and you'll be on your way to creating your free ShopWithScrip account. Once you have the code, click the button below.



Join a Scrip Program

The Enroll page will appear and you will need to enter an Enrollment code.  
Enter the code below:

**Please email the church office for this code**

## Enroll

Before you start the enrollment process, please be sure you have your organization's enrollment code available through your scrip coordinator.

Enrollment code:\*

REGISTER

Click Register

## Registering for an account

Enter your desired username and password

First Christian  
Church/ Lincoln, NE

### Register

Step 1: Enter your username

Username:\*

Any unique identifier, such as a name or email address

Step 2: Create and confirm your password

- Must be at least 8 characters long
- Must contain at least 1 Upper Case letter
- Must contain at least 1 Lower Case letter
- Must contain at least 1 Number
- Must contain at least 1 Special character, which is not &, =, or %.
- Cannot be your username or email address

Password:\*

Weak

Confirm Password:\*

## Enter your personal information

### Step 3: Enter your account information

First Name:\*


Last Name:\*

Gender:  Female  Male

Street Address 1:\*

Street Address 2:

City:\*

State:\*  

Zip Code:\*

Phone Number:

Cell Phone Number:

Student Name:

Classroom / Group:

Teacher Name / Classroom / Group Name

## Enter your email address

***Note: We do recommend receiving emails from ShopWithScrip as they often have special bonuses for certain retailers.***

### Step 4: Enter your email address

Email Address:\*

Confirm Email Address:\*

- I would like to receive emails from ShopWithscrip to keep up on the latest scrip news, including announcements for special promotions and new products.

## Create your security questions and answers and complete the reCAPTCHA

### Step 5: Create your security questions


Security Question 1:\*

Answer:\*

Security Question 2:\*

Answer:\*

By clicking Register you state that you have read, understand, and agree to the [GLSC Terms of Use](#) and the [Supporter Terms of Use](#).

Validation:  I'm not a robot  reCAPTCHA  
Privacy - Terms

REGISTER

Click Register

## Setting up payment options

Once you're logged in to your account, click here to see instructions on setting up payment options:

<https://shop.shopwithscrip.com/Support/shop-earn/online-payment-options>

## Buying SCRIP cards


After your payment option is setup you can begin purchasing SCRIP.

<https://shop.shopwithscrip.com/Shop>

Search or browse for the retailer you're looking for. For example, amazon.com:



Hover over the icon and select the type of gift card you would like:



is for ScripNow to get the card immediately

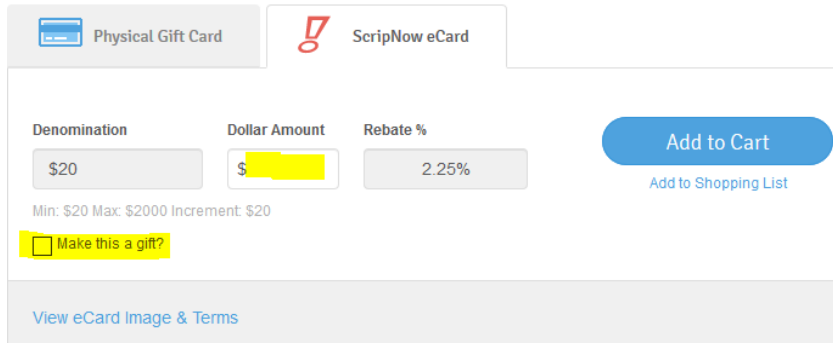


is for a physical gift card that will arrive the next time the church gets an order.

We suggest using ScripNow whenever possible.

Enter the dollar amount. You can also choose to make the card a gift and it will be emailed to the recipient.

## Amazon.com



The screenshot shows the Amazon.com gift card selection interface. At the top, there are two tabs: "Physical Gift Card" (selected) and "ScripNow eCard". Below the tabs, there are three input fields: "Denomination" with a dropdown menu showing "\$20", "Dollar Amount" with a text input field containing "\$" followed by a yellowed-out area, and "Rebate %" with a dropdown menu showing "2.25%". To the right of these fields is a blue "Add to Cart" button and a smaller "Add to Shopping List" link. Below the input fields, there is a line of text: "Min: \$20 Max: \$2000 Increment: \$20". Below that is a checkbox labeled "Make this a gift?". At the bottom of the form, there is a link: "View eCard Image & Terms".

Once you've made your selections, click Add to Cart

After you have all your cards selected, go to your cart. The link is in the upper right hand corner.



Verify the items in your cart. Choose your payment type. PrestoPay is the most common and economical.

**Note: If you choose the “Check: Given to Your Coordinator” option, you won’t receive it until the church places an order.**

Organization: First Christian Church/ Lincoln, NE

Product	Qty.	Rebate	\$ Rebate	\$ Amount	
SCRIPNOW ECARDS					
Amazon.com ScripNow!	1	2.25%	\$2.25	<input type="text" value="\$ 100"/>	×
Order Subtotal	1		\$2.25	\$100.00	

CLEAR CART

Select Your Payment Type

Credit Card <sup>i</sup>  
2.60% Fee

Bank Account (PrestoPay)  
\$0.15 Fee

Check  
Given to Your Coordinator

If using PrestoPay, enter your PIN

Enter your 4-Digit PIN:

[Forgot PIN?](#)

Submit your order

Order Summary

Rebate Total:	\$2.25
Online Fee:	\$0.15
Order:	\$100.00

**Order Total: \$100.15**  
Add these partners and products to a shopping list

# Using your SCRIP

Click this link to login to your SCRIP wallet. Use the same email and password as the shopwithscrip site. This site is also more mobile friendly once you've got your account set up and you can purchase SCRIP cards via this site as well.

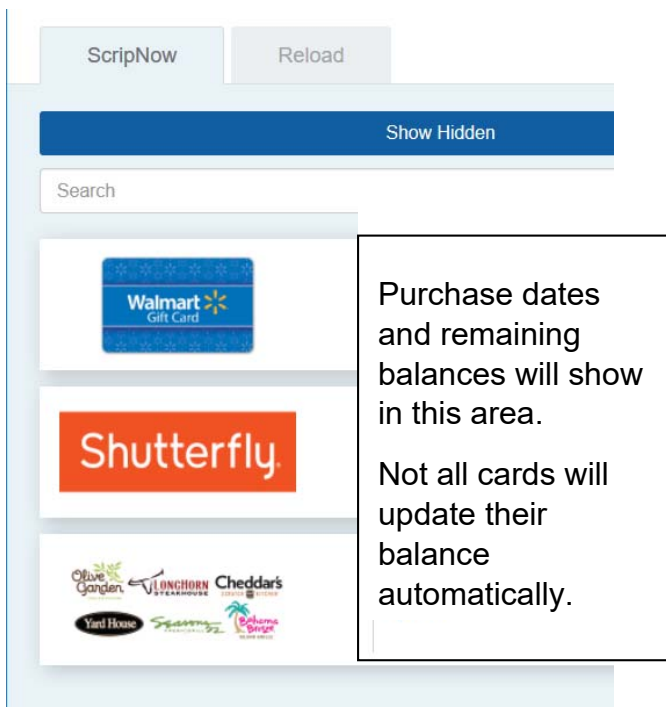
<https://www.myscripwallet.com/home>

Click on My Wallet

You can also find the mobile apps here: <https://www.raiseright.com/>



The cards you have available will show here. It may take a few minutes after you purchase a card for it to show up here. Once you've used a card fully, you can choose to hide it.



Please let the church office know if you have any questions regarding SCRIP. Thank you for your participation in this program.